

DINNERLY



Lamb Kofta Meatballs with Almond and Carrot Pilaf

 30-40 minutes  4 Servings

With carrot-flecked rice, wilted spinach and toasted almonds all cooked in one pan, plus Middle Eastern lamb meatballs to top it off, tonight's dinner is so delicious.

WHAT WE SEND

- 2 carrots
- 20g slivered almonds¹⁵
- 300g jasmine rice
- 4 chicken-style stock cubes
- lamb kofta mince
- 140g baby spinach leaves

WHAT YOU NEED

- garlic clove
- olive oil
- boiling water

TOOLS

- box grater
- large deep frypan with lid
- sieve
- large frypan


Our veggies come straight from the farm, so please wash them before cooking.

ALLERGENS

Tree Nuts (15). May contain traces of other allergens.


NUTRITION PER SERVING

Energy 590kcal, Fat 21.2g, Carbs 63.5g, Proteins 32.8g



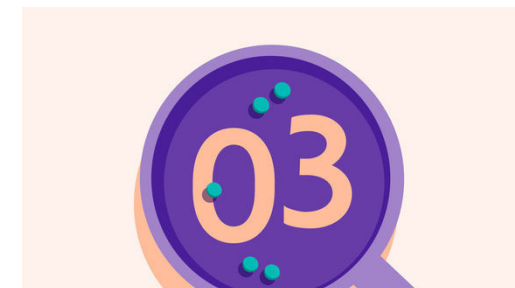
1. Toast almonds

Crush or finely chop **2 garlic cloves**. Peel and grate the **carrots**. Put the **almonds** in a cold large deep frypan over medium heat. Toast, tossing, for 3-4 mins until evenly golden. Remove from the pan.




2. Start cooking

Heat **1 tbs olive oil** in the pan over medium heat. Add the **garlic** and **carrot**, season with **salt and pepper** and cook, stirring, for 5 mins or until softened. Meanwhile, rinse the **rice** in a sieve until the water runs clear. Crumble the **stock cubes** into a heatproof jug, add **750ml (3 cups) boiling water** and stir to dissolve.




3. Add rice and stock

Add the **rice** to the **carrot** and stir well to coat. Add the **stock** and bring to the boil. Cover with a lid, reduce the heat to low and cook for 10 mins or until the stock is almost absorbed.



4. Brown koftas

Meanwhile, season the **kofta mince** well with **salt and pepper**. Using clean hands, combine well, then shape into 8 oval-shaped koftas. Heat **1 tbs olive oil** in a large frypan over medium heat. Cook the koftas, turning regularly, for 4-5 mins until browned.







5. Serve up

Add the **koftas** to the **rice mixture** and cook, covered, for a further 5 mins or until the rice is tender and the koftas are cooked through. Turn off the heat, add the **spinach** and stand, covered, for 3 mins or until wilted. Divide the **carrot pilaf** and **lamb koftas** among plates and scatter with the **toasted almonds** to serve.



6. Make it yours

Add a creamy sauce to serve at the table. Simply stir crushed garlic, finely chopped mint and a pinch of salt through Greek-style yoghurt.

Questions about the recipe? Customer Service: **02 9056 7570** Email: hi@dinnerly.com.au
View the recipe online by visiting your account at dinnerly.com.au     #dinnerly

 Packed in Australia
from at least 70%
Australian ingredients