



DINNERLY



Caribbean-Flavored Chicken with Coconut Rice & Cucumber Relish

 20-30min  4 Servings

We could all use a vacation, but it's not always in the cards to just pack your bags and go. No worries! Because this dinner is a one-way ticket to paradise, no passport required. Fragrant coconut rice serves as the foundation to a zesty Jamaican-jerk spiced chicken and crisp cucumber relish topper. We've got you covered!

WHAT WE SEND

- garlic
- boneless, skinless chicken breasts
- cucumbers
- scallions
- jasmine rice
- shredded, unsweetened coconut ¹⁵

WHAT YOU NEED

- all-purpose flour ¹
- kosher salt & ground pepper
- sugar
- white wine vinegar ¹⁷

TOOLS

- fine-mesh sieve
- large skillet
- medium saucepan

ALLERGENS

Wheat (1), Tree Nuts (15), Sulphites (17).
May contain traces of other allergens.
Packaged in a facility that packages gluten containing products.

NUTRITION PER SERVING

Calories 650kcal, Fat 31g, Carbs 64g,
Proteins 29g



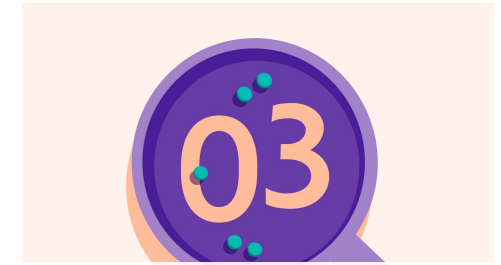
1. Toast coconut

Rinse **rice** in a fine-mesh sieve until water runs clear. Heat **2 tablespoons oil** in a medium saucepan over medium-high until shimmering. Add **coconut** and toast, stirring, until coconut is golden brown and fragrant, 1–2 minutes (watch closely).



2. Cook rice

Immediately add **rice** to saucepan along with **2 cups water** and $\frac{3}{4}$ **teaspoon salt**; bring to a boil. Cover and cook over low until rice is tender and water is absorbed, about 17 minutes. Remove from heat, cover to keep warm until ready to serve.




3. Make relish

Peel and finely chop $\frac{3}{4}$ **teaspoon garlic**. Halve **cucumbers** lengthwise, then finely chop. Trim ends from **scallions**, then thinly slice. In a medium bowl, whisk together **2 teaspoons sugar**, **1 teaspoon salt**, **2 tablespoons each oil and water**, and $\frac{1}{4}$ **cup vinegar**. Stir in cucumbers and chopped garlic; set aside to marinate.



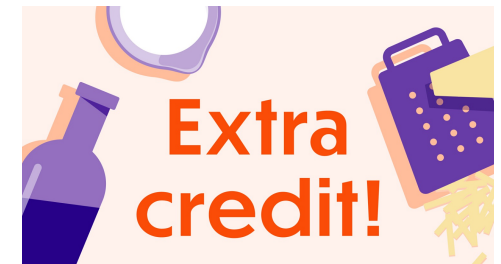
4. Prep chicken

Pat **chicken** dry and rub with **oil**. Sprinkle **jerk spice blend** over one side of each chicken breast, pressing to adhere, then lightly dust with **1 tablespoon flour**. Heat **2 tablespoons oil** in a large skillet over medium-high. Add chicken, spice side-down, and cook until chicken is golden brown and cooked through, 2–3 minutes per side. Transfer chicken to a plate.



5. Sear chicken & serve

Using a slotted spoon, drain **cucumbers**, then pour **marinade** into skillet. Bring to a simmer over medium heat and cook, scraping up any browned bits, until slightly thickened, about 1 minute. Fluff **rice** with a fork. Serve **chicken** over **rice**, with **pan sauce** spooned over chicken. Stir **scallions** into **relish** and serve alongside. Enjoy!



6. Take it to the next level

Want to put some lime in the coconut? Add some lime zest to the cucumber relish and serve remaining lime wedges alongside for squeezing over top.